



Northern heart

The northern Swedish heritage is deeply ingrained in the DNA of Polar caravans. In the cold and harsh climate, there's no room for half measures. Materials must withstand persistent sub-zero temperatures, vehicles must endure endless roads with frost heaves. Each caravan undergoes extensive quality testing before reaching the buyer and has a seven-year leak guarantee. That's why it's with pride that the text "Made in Norrland" adorns the caravans from Dorotea.

POLARVAGNEN.SE/EN



POLAR 2025

POLARVAGNEN.SE/EN



2025

UNLIMITED VACATION LUXURY

CONTENTS

● BLUELINE

● BLACKLINE

● CHIMERA

Contents	02
The future looks bright	05
Our models	09
Which caravan should I choose?	14
Blueline	19
Blackline	25
Layouts and lengths	30
Chimera	40
Materials and fabrics	64
World-leading quality	73
A Polar gives you joy all year round	75
Warranties	78



Feel secure on the road.
Polar caravans are built by and tested by experts to withstand many miles and tough climates.

As you like it.
Smart and practical equipment combined with stylish interiors make the caravan your own.

HOW DO YOU TRAVEL?
Our caravans come in several sizes and layouts to suit different lifestyles.





The future looks bright

With greater confidence and much optimism, we are entering Polar's 61st year as a caravan manufacturer. Six decades on the road have taught us a great deal. We've achieved this success thanks to knowledgeable builders, skilled dealers, and loyal Polar friends. So, we have strong relationships and great ambitions as we present the news for 2025.

The first Polar caravan was built because entrepreneur Håkan Wallin was tired of uncomfortable vacation nights in tents with thin fabric walls and floors. Surely, he couldn't be the only one feeling this way? No, he certainly wasn't.

In Dorotea, we've gone from a rustic sheep barn to a modern factory, where we build modern vacation caravans and seasonal accommodations. Heating, ventilation, and insulation have been top-notch from the beginning. The quality has always kept pace with the times, even though appearance and amenities have naturally changed. Smoky acrylic glass and solid teak have been replaced by lightweight materials and sleek surfaces. The same standard for everyone has become a choice of what you want.

And from now on, there is the possibility to get even more, better, and more comfortable. Our new model features a prouder polar bear, a shimmering shield, and a new name. We now launch Chimera by Polar. It's time to turn the page.





For life and all seasons





News with quality in common

Polar's caravans are divided into three lines: Blueline, Blackline, and Chimera. Each line offers its own level of equipment, possible layouts, and a range of interior and exterior options.

BLUELINE

Affordable and fully equipped base model with an attractive optional package. Available in all base layouts.



BLACKLINE

The line for those who want a little more and a little better. The equipment is selected and packaged to give caravan life extra luxury.



CHIMERA BY POLAR

This year's news offers caravan life on a whole new level. Exclusive, fully equipped, and available in four unique layouts for the model.



ALWAYS WITH POLAR

UNBEATABLE INDOOR COMFORT

A unique construction process and insulation technology give the caravan fantastic tightness. Both walls and floors have the thickest insulation on the market to keep out cold, heat, and noise. This, combined with a modern ventilation system, makes it easy to feel at home inside.

PRACTICAL KITCHEN AND COMFY BEDS

Kitchen hood and stove with four plates are standard in all Polar caravans. The mattresses of the beds are manufactured in Sweden according to our design and are among the thickest on the caravan market.

POLAR-PANEL OCH USB-UTTAG

The caravan comes with built-in DAB FM radio and Bluetooth, so you can stream music or podcasts just like at home. There are USB outlets above beds and sofas, making it easy to charge phones, headphones, and other devices.

AWNING SERVICE OUTLETS

On the outside, there are always two outlets: 230V and 12V, as well as a socket for a TV antenna and cable TV.

IMPORTANT WARRANTIES

When you buy a new Polar caravan, you always have a two-year new vehicle warranty and a seven-year water ingress warranty.

STABLE ON ALL ROADS

The construction with the market's most torsion-resistant body provides safe driving characteristics year-round and on all types of road surfaces.

LICENSE PROTECTED BY CERTIFICATE

Polar has the highest approved load capacities in the market, and each caravan is individually weighed to obtain its unique service weight in a certificate. In a control weighing, you won't risk losing your license because the caravan weighs more than the approximate weight that a standard certificate shows.



Which one do you want?

We build caravans for life enthusiasts, adventurers, and loungers.

So, whether you'll have a beach, a ski slope, or a camping fence outside your door, we know what's important. A kitchen should be both practical and social, right? The seating areas are at the front where the light is best. Small but important things like shoe cabinets and wall outlets are placed where they are most useful.

Your caravan is your second home, so let your style and taste shine when you decide on the interior. You can choose the surface materials and textiles for the caravan, as well as the layout that best matches your lifestyle. Perhaps extra seating to invite guests, or a bunk bed for the children? Browse further and let the dreaming begin.



Which caravan should I choose?

It all depends on how much life needs to fit inside the caravan. How many people will live and sleep there? And do you want to be able to host guests? To make the choice a bit easier, the different layouts are divided into three categories: single beds, double bed, and family. On the following pages, you can see which layouts are available for each caravan.



520 Compact and complete



Thanks to its smart layout, our smallest caravan is both spacious and well-equipped. The Polar 520 easily navigates the most winding roads and is easy to park.

Beds:	2-3
Livingspace:	12,1 m ²
Interior length:	507 cm

560 Smooth and comfortable



If you think moderation is best, you are not alone. Our most purchased model offers several different layouts to choose from, such as sleeping places for everyone or an extra spacious kitchen.

Beds:	2-5
Livingspace:	13,4 m ²
Interior length:	563 cm

590 With many possibilities



The Polar 590 can be a luxurious holiday home for two or perfect for the larger family with up to five sleeping places. There is the possibility of a nursery, an extra large bathroom, and an inviting corner kitchen.

Beds:	2-5
Livingspace:	14,1 m ²
Interior length:	591 cm

620 Larger with smart storage



A larger caravan that, despite its size, is easy to tow. The option for many different layouts with smart storage spaces so you can easily bring everything needed for adventures on the ski slopes, fishing trips, or the beach.

Beds:	2-5
Livingspace:	14,7 m ²
Interior length:	619 cm

650 Single-axle and secure



In Polarvagnen's largest single-axle caravan, there is room for everyone. Families with children appreciate the option of a nursery solution with bunk beds, but you can also choose a luxurious large bathroom that is as wide as the caravan itself.

Beds:	2-5
Livingspace:	15,4 m ²
Interior length:	647 cm

680 Functional and flexible



Depending on the layout, you can choose to have an extra seating area for those who want a bit of privacy, an extra spacious and functional kitchen, a large bathroom, or why not a bedroom that feels separate from the social area.

Beds:	2-5
Livingspace:	16,1 m ²
Interior length:	675 cm

730 Perfect for the season



Having plenty of storage is always nice, especially if you're going to be away for a longer period. With its generously sized areas, this caravan has become a favorite among long-stayers. Here, you get comfortable accommodations, regardless of the layout.

Beds:	2-6
Livingspace:	17,4 m ²
Interior length:	731 cm

CHIMERA Premium on the road BY POLAR



New Chimera. Updated exterior with black design elements and copper-colored details. The interior also feels new and exclusive, with a palette of sober colors on the walls and surfaces. This is unlimited vacation luxury.

Beds:	2-6
Livingspace:	14,1 eller 17,4 m ²
Interior length:	591 eller 731 cm



Your guide to the right caravan

The most important thing to consider is how you will use the caravan and how many people will fit in it. Active solo traveling with many stops requires different demands on the caravan than a seasonal setup at a campsite. At the same time, a smaller caravan is easy to hook up and detach and can stand in places that are a bit harder to reach. Meanwhile, larger caravans with plenty of storage and social areas can be used much like a summer cottage.

1 Choose a model

Start with how many people will usually sleep in the caravan and choose the size according to the number of bed places needed.

2 Choose a layout

Do you want a large bed and a small kitchen, or vice versa? Think about how you want to use the caravan's different spaces and prioritize what's most important to you.

3 Choose equipment

Basic, premium, or mid-luxury? The caravans come in three different series with different equipment levels and options. Choose the one that best suits your needs and budget.

4 Choose material

Make the caravan yours. Decide on surface materials, materials, and colors so that the caravan feels right for you.




QUICK GUIDE TO LAYOUT

The different layouts are divided into four categories: single beds, double bed, flexible, and family. On the following pages, you can see the layouts available for each caravan.

- | | |
|-----------------------|-------------------------|
| S: Single beds | C: Children beds |
| F: French bed | W: Window side |
| Q: Queen bed | D: Door side |
| B: Bathroom | A: Angle kitchen |
| X: Extra sofa | L: Lounge |





BLUELINE

BlueLine is our new original offering everything you need and a little more! An affordable and well-equipped base model suitable for simple caravan living. This year’s updates are clearly visible on the exterior of the caravan. Now you get smooth sheet metal and new colors and placement for both decals and details. Inside, you’ll find dark brown foil, grey doors, and silver details.

BlueLine’s quality and comfort are available on all our basic layouts, and you can easily create the right caravan for you with personal options. Rear cargo door or front roof hatch? You decide!

THIS IS INCLUDED:

KITCHEN
4-burner stove with gas oven
Electric kitchen fan
Large window by the kitchen counter
Refrigerator/freezer 170/31 liters
Upper kitchen cabinets in white/ lower in greige
BEDROOM
230 V outlet at the headboard
Lighting in wardrobe
Mattress topper, 3 cm
Upholstered headboard
Bolster pillows, 2 pcs
Bed lighting with USB outlets
Adjustable head ends
LED strip at rear window
BATHROOM
230 V outlet
Ceiling hatch in washroom
Swivel electric cassette toilet
SEATING AREA
230 V outlet
TV area prepared
Speakers, 2 pcs
USB outlets in reading lamps
Pillows 40x40 cm, 2 pcs

BLUELINE AVAILABLE IN ALL OUR BASIC LAYOUTS

INTERIOR OTHER
Drainage tank
Battery charger
Central heating boiler automatically switches between electricity & propane
Adjustable 12 V circulation pump
Expansion tank
Possible to regulate underfloor heating/elements
Alde 3030 Compact boiler
Shoe dryer in shoe drawer
Polar panel
Hot water heater
Waterborne underfloor heating
LED strip in window
Level indicators for drainage tank and fresh water
Mini Heki skylight at the back
Ventilation hatch/hatches
Midi Heki skylight 500x700 at the front
Load monitor
Ground Fault Circuit Interrupter (GFCI)

EXTERIOR
16” Aluminum rims
Electronic TV antenna
Exterior door with window
LED lighting for storage compartment & gas locker
Propane leak test
Friction coupling
Awning service
Winter coupling
Automatically heated 230 V drainage
Medium tinted windows with smooth exterior, steplessly adjustable, roller blind & mosquito net
Mudguards at wheels
Support legs + crank for support legsv
Smooth sheet metal





BLACKLINE

In Blackline, we combine the best from previous series with the result of a lighter caravan, fully equipped with everything that gives caravan life real luxury. New for this year is the exterior of the caravan has a stylish black look with silver details. A feeling that continues with the modern color scheme of the interior with dark brown foil, grey doors, and silver details.

To create the lighter caravan that many want, we have made some updates for 2025 regarding what is standard and optional. But of course, Blackline still offers most of what you could wish for right from the start. How about a convenient induction hob, towel warmer, and super deluxe mattress?

THIS IS INCLUDED:

KITCHEN
Induction hob and propane stove
Propane oven
Microwave
Refrigerator/freezer 170/31 liters
Kitchen faucet
Pedestal stand
BEDROOM
Electric Q-bed in Q and BQD
Super de Luxe mattress topper (6 cm)
Bolster pillows, 2 pcs
Fold-down electrical outlet in each bedside table
SEATING AREA
Indirect lighting on front side cabinets
Pillows 40x40 cm, 2 pcs
Neck pillows, 2 pcs
Front speakers
LED lighting in seating area
Pop-up outlet
Front shelf with Polar bear

BLACKLINE AVAILABLE IN ALL OUR BASIC LAYOUTS

INTERIOR
Polar Connect
Subwoofer
LED lighting in wardrobes, bed drawer
LED strip in front & rear windows
Tertek digital TV and internet antenna 360° including mast
Rear speakers
BATHROOM
Towel warmer
Mirror
INTERIOR OTHER
Mosquito net door
Gas detector in Polar Connect
Midi Heki skylight at the front
USB power outlets at the back and front
Ventilation hatch(es)
Mini Heki at the back
Load monitor
Extra 12 V circulation pump in the expansion tank
Shoe dryer in shoe drawer

EXTERIOR
Rear storage hatch including lighting
Propane outlet on the front locker wall
Hitch cover
16” matte black rims
Smooth sheet metal
Propane switch
City water connection
Dark skirt package with silver stripe





Layouts and lengths

For Blueline och Blackline.



MADE
IN
NORR
LAND

POLAR 2025



12,1
M²

2-3
BEDS

520

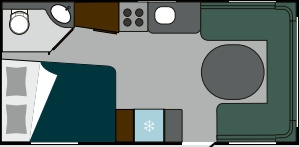
Our smallest caravan is perfect for a smaller family or a solo traveler. The well-thought-out layout makes the caravan both spacious and well-equipped.

Its size makes it safe to drive and easy to park. Polar 520 is an excellent choice for both grand adventures and comfortable vacation days.

Living area	Interior length	Exterior length with drawbar	Exterior width	A-measurement
12,1 m ²	507 cm	717 cm	251 cm	962 cm

Curb weight 1500 kg | Gross weight 1700-2000 kg | Single axle

Layout



520 FD
Bed 195x144/122 cm
Seating area 160/132x225 cm

MADE
IN
NORR
LAND

POLAR 2025



13,4
M²

2-5
BEDS

560

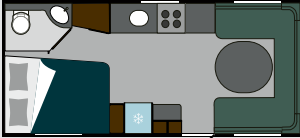
The bestseller that is perfect for two people who want a moderately sized caravan for traveling and that is easy to park. In choosing the layout, you can prioritize sleeping

spaces or opt for an extra spacious kitchen with plenty of counter space. A bonus is that the sofa can always be converted into a couple of extra beds if needed.

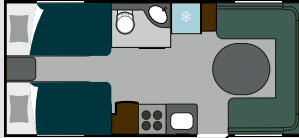
Living area	Interior length	Exterior length with drawbar	Exterior width	A-measurement
13,4 m ²	563 cm	771 cm	251 cm	1018 cm

Curb weight 1600-1630 kg | Gross weight 1700-2000 kg | Single axle

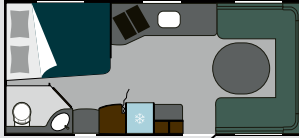
Layouts



560 FD
Bed 195x144/122 cm
Seating area 160x225 cm



560 S
Beds 2x195x88,5 cm
Seating area 160/132x225 cm



560 FWA
Bed 195x144/122 cm
Seating area 160x225 cm

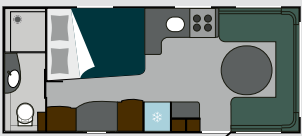
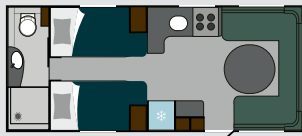
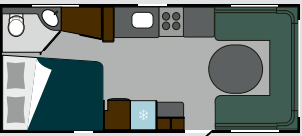
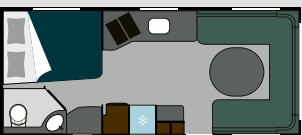
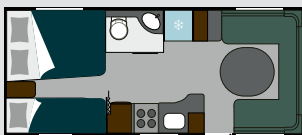
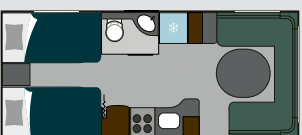


590

Moderate or luxurious? A flexible caravan that can be tailored to your needs. Its size makes it perfect for trips with many stops. If there are two in the family, the living area gets extra space, but another layout can accommodate up to five people in the caravan. Something that families with children appreciate is the nursery solution with bunk beds, which becomes a cozy den for the little ones.

Living area	Interior length	Exterior length with drawbar	Exterior width	A-measurement
14,1 m ²	591 cm	799 cm	251 cm	1046 cm

Curb weight 1650-1755 kg | Gross weight 1800-2000 kg | Single axle


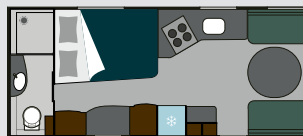



Layouts		
 <div>590 BFW Bed 195x134/112 cm Seating area 160/132x225 cm</div>	 <div>590 BS Beds 2x195x88,5 cm Seating area 160/132x225 cm</div>	 <div>590 FD Bed 195x144/122 cm Seating area 160x225 cm</div>
 <div>590 FWA Bed 195x144/122 cm Seating area 188/160x225 cm</div>	 <div>590 FWC Bed 195x134/112 cm Children's bed 194x 62,5 cm Seating area 160/132x225 cm</div>	 <div>590 S Beds 2x195x88,5 cm Seating area 160/132x225 cm</div>

620

A slightly larger caravan that is still easy to tow. It offers many different layouts and, thanks to smart storage spaces, it suits families who want to stay in the same place for a while. This caravan easily becomes a second home with space for everything needed for a winter break on the ski slopes, a cycling holiday, a fishing trip, or sunny beach days on the coast.

Living area	Interior length	Exterior length with drawbar	Exterior width	A-measurement
14,7 m ²	619 cm	827 cm	251 cm	1074 cm

Curb weight 1670-1750 kg | Gross weight 1800-2000 kg | Single axle

Layouts		
 <div>620 BSA Beds 2x195x88,5 cm Seating area 160/132x225 cm</div>	 <div>620 BFWA Bed 195x134/112 cm Seating area 160x225 cm</div>	 <div>620 BQD Bed 200x140 cm Seating area 160/132x225 cm</div>
 <div>620 FWCA Bed 195x134/112 cm Children's bed 194x62,5 cm Seating area 160x225 cm</div>	 <div>620 SA Beds 2x195x88,5 cm Seating area 160x225 cm</div>	

15,4
M²

2-5
BEDS



650

Our largest single-axle caravan offers plenty of living space and up to five sleeping places. If you opt for fewer beds, there's the option to include an extra seating area or a large bathroom as wide as the caravan. If you want

to create more space for cooking, a corner kitchen is a smart choice. Many also prefer a separate feeling between the bedroom and the living area, for which we recommend a layout with a transverse double bed.

Living area	Interior length	Exterior length with drawbar	Exterior width	A-measurement
15,4 m ²	647 cm	855 cm	251 cm	1102 cm

Curb weight 1750-1790 kg | Gross weight 1900-2000 kg | Single axle

Layouts

650 BQDA
Bed 200x140 cm
Seating area 160x225 cm

650 BSA
Beds 2x195x88,5 cm
Seating area 160/132x225 cm

650 FDC
Bed 195x144/122 cm
Children's beds 193,5x81 cm
Seating area 160/132x225 cm

16,1
M²

2-5
BEDS



680

A really nice caravan if you want to stay in a fixed place during the summer or winter. The caravan offers several different layouts, depending on how many you are and how you want to use the space.

A larger bathroom if there are fewer of you, or a nice bunk bed with curtains for the kids? If you enjoy cooking, an extra spacious and functional kitchen is a good choice.

Living area	Interior length	Exterior length with drawbar	Exterior width	A-measurement
16,1 m ²	675 cm	879 cm	251 cm	1130 cm

Curb weight 1870-1900 kg | Gross weight 2650 kg | Tandem axle

Layouts

680 BQDA
Bed 200x140 cm
Seating area 188/160x225 cm

680 BSA
Beds 2x195x88,5 cm
Seating area 188/160x225 cm

680 FDC
Bed 195x144/122 cm
Children's beds 186x81 cm
Seating area 160x225 cm

680 QA
Bed 200x140 cm
Seating area 160x225 cm

17,4
M²

2-6
BEDS



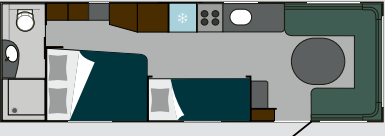

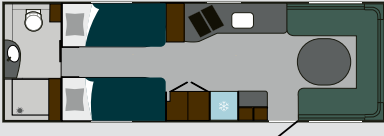

730

This is the long-stayer’s second home – perfect if you’re set up for a longer period. With generously sized areas, many conveniences, and ample storage,

everything you need for a comfortable living is available. Create an extra room in the caravan for the kids with the layout featuring a cozy bunk bed.

Living area	Interior length	Exterior length with drawbar	Exterior width	A-measurement
17,4 m ²	731 cm	934 cm	251 cm	1186 cm

Curb weight 1970-2150 kg | Gross weight 2650 kg | Tandem axle

Layouts		
 <p>730 BFDC Bed 195x144/122 cm Barnsängar 193,5x81 cm Seating area 188/132x225 cm</p>	 <p>730 BQDA Bed 200x140 cm Seating area 188/160x225 cm</p>	 <p>730 BSA Beds 2x195x88,5 cm Seating area 188/160x225 cm</p>
 <p>730 FDCXA Bed 195x144/122 cm Children’s beds 189,1x79,1 cm Seating area 160x225 cm Dinette 187x85 cm</p>		



WELCOME CHIMERA

A historic caravan meets the road. That Chimera by Polar is our biggest investment ever is evident both in the exterior design and the interior comfort.

590-730



CHIMERA
BY
POLAR



The most important first.

GET TO KNOW THE NEW CHIMERA

From 2025 onwards, caravan life in a Polar will be better and more comfortable than ever. Chimera by Polar comes in two sizes; 590 and 730. Updated exterior with black design elements and copper-colored details. Even on the inside, it feels new and exclusive, with a palette of subtle colors on walls and surfaces.



CHIMERA
BY
POLAR



MADE
IN
NORR
LAND

POLAR 2025

CHIMERA

BY POLAR

How do we make what’s best about a Polar even better? Welcome to discover the new Chimera! It’s easy to see that our new model is a luxurious powerhouse, delivering both on the outside and inside.

The first thing you notice is that the exterior door is wider than on other models. The walls have black decals and details, and a unique emblem in shimmering copper color. Even on the inside, the interior details are copper-colored, a stylish combination with dark brown foil and grey doors.

Inside, you’ll find a comfortable lounge group and a

spacious kitchen including a double fridge, full-size oven, and microwave. In the Chimera 730, the electric oven and microwave are placed in a Polar tower, in the smaller caravan size, you get a gas oven and microwave separately. For both sizes, AC and central vacuum cleaner are included as standard. If you want, you can create your own premium kitchen by adding a wine cooler.

The layouts, materials/textiles, and standard equipment are completely exclusive to the Chimera series. We offer this level in a layout for 590 and in three variants for size 730. This is a caravan that must be experienced!

THIS IS INCLUDED:

KITCHEN	SEATING AREA	
Induction hob and propane stove (2+2)	230 V outlet	Waterborne underfloor heating
Microwave and oven 230V in column (NOT 590 FWL)	TV area prepared	LED strip in window
Dual compressor refrigerators incl. 100 AH AGM Battery and battery booster (not 590 FWL & 730 FDCL)	Speakers, 2 pcs	Level indicators for drainage tank and fresh water
Copper kitchen faucet	Neck pillows, 2 pcs	Mini Heki skylight
BEDROOM	Pillows 40x40, 4 pcs	Midi Heki 500x700 at the front
230 V outlet at headboard	LED lighting in seating area	Ventilation hatch(es) (BSL)
Lighting in wardrobe	USB outlets in reading lamps	Load monitor
Super de Luxe mattress topper 6 cm	Subwoofer	Unique layouts
Upholstered headboard	INTERIOR OTHER	EXTERIOR
Bolster pillows, 2 pcs	Mosquito net door	Tertek digital TV and internet antenna 360° incl. mast
Electric bed in BQWL	Central vacuum cleaner	Wider exterior door
Bed lighting with USB outlets	Air conditioning ACC	Propane outlet on the front locker wall exterior
Adjustable head ends	Drainage tank	Front right storage hatch
TV space with double windows (BQWL)	Battery 100 Ah AGM	LED lighting in storage hatch and gas locker
BATHROOM	Battery charger	Propane leak test
230 V outlet	Central heating boiler automatically switches between electricity & propane	Friction coupling
Ceiling hatch in washroom	Extra 12 V adjustable circulation pump	Awning service
Water tank 60 L	Expansion tank	Winter coupling
Window in B-bathroom	Ground fault circuit interrupter	Automatically heated 230 V drainage
Drying rod in shower cabin	Possible to regulate underfloor heating/elements	Alde Duocontrol propane switch with crash sensor
Towel warmer	Alde 3030 Compact boiler	Mudguards at wheels
Swivel electric cassette toilet	Shoe dryer in shoe drawer	Support legs + crank for support legs
	Polar connect	Smooth sheet metal
	Hot water heater	Dark skirt package with copper stripe



14,1
M²

2-5
BEDS

590

VACATION LUXURY AT A WHOLE NEW LEVEL

The new Chimera is a caravan beyond the ordinary, but worth every penny if you appreciate traveling and living with extra comfort. Chimera 590 features a sleek and comfortable lounge area and a wider

exterior door than other caravans. The layout is unique and tailored specifically for this caravan. This is beautifully packaged vacation luxury.

Living area	Interior length	Exterior length with drawbar	Exterior width	A-measurement
14,1 m ²	591 cm	799 cm	251 cm	1046 cm

Curb weight 1755 kg | Gross weight 1900-2000 kg | Single axle

Layout

590 FWL
Bed 195x144/122 cm
Seating area 200x195 cm



MADE
IN
NORR
LAND



17,4
M²

2-6
BEDS



730

A CARAVAN THAT MUST BE EXPERIENCED

Chimera 730 is a caravan beyond moderation. Here we are talking about unlimited vacation luxury for the discerning. Like the 590, the 730 features a sleek and comfortable lounge area and a wider exterior

door than other caravans. 3 different layouts unique to the 730. Spacious kitchen, double refrigerator, and even a wine cooler.

Living area	Interior length	Exterior length with drawbar	Exterior width	A-measurement
17,4 m ²	731 cm	934 cm	251 cm	1186 cm

Curb weight 2140-2150 kg | Gross weight 2650 kg | Tandem axle

Layouts



730 FDCL
Bed 195x144/122 cm
Children's beds 193,5x81 cm
Seating area 200x195 cm



730 BSL
Bed 2x195x88,5 cm
Seating area 200x195 cm



730 BQWL
Bed 195,5x140 cm (elsäng)
Seating area 200x195 cm







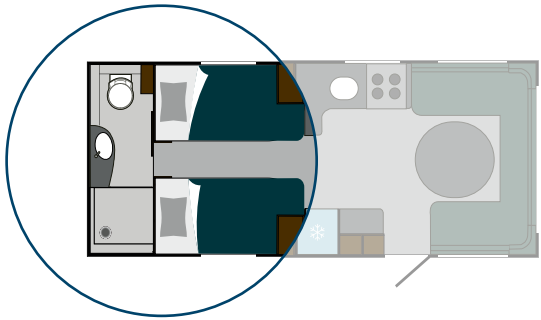
Right beds for the caravan

Alone, together, or the possibility to add more sleeping places?
There are layouts for all lifestyles and family sizes.
Build the caravan that suits you.



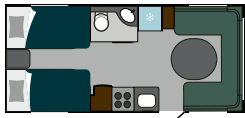
For single beds

If you prefer two fixed single beds (long beds), you should look at these layouts. It's possible to have separate beds in most caravans, and there's a window at each bed. If you want more sleeping places, you can also convert the sofa or choose to add overhead cabinets. Note that the bathroom and kitchen may vary between different caravans.



- | | |
|----------------|------------------|
| S: Single beds | C: Children beds |
| F: French bed | W: Windowside |
| Q: Queenbed | D: Doorside |
| B: Bathroom | A: Angle kitchen |
| X: Extra sofa | L: Lounge |

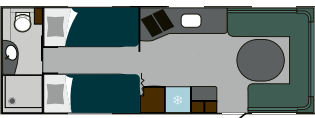
We reserve the right for typographical errors, possible changes in production and price, local deviations, differences between countries, and that some images may include optional equipment.



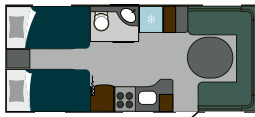
560 S
Beds 2x195x88,5 cm
Seating area 160/132x225 cm



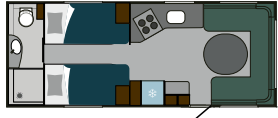
620 SA
Beds 2x195x88,5 cm
Seating area 160x225 cm



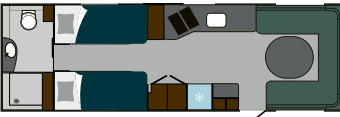
680 BSA
Beds 2x195x88,5 cm
Seating area 188/160x225 cm



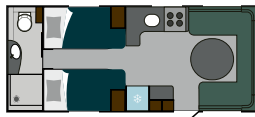
590 S
Beds 2x195x88,5 cm
Seating area 160/132x225 cm



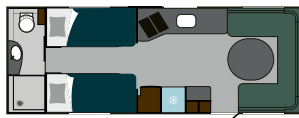
620 BSA
Beds 2x195x88,5 cm
Seating area 160/132x225 cm



730 BSA
Beds 2x195x88,5 cm
Seating area 188/160x225 cm



590 BS
Beds 2x195x88,5 cm
Seating area 160/132x225 cm



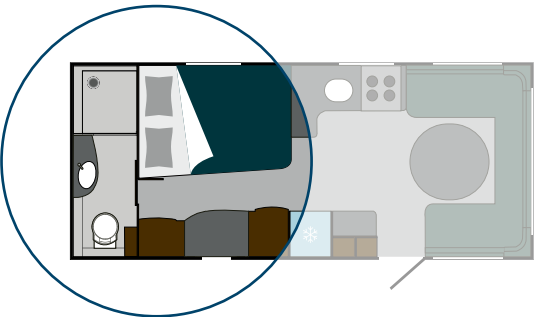
650 BSA
Beds 2x195x88,5 cm
Seating area 160/132x225 cm



730 BSL
Beds 2x195x88,5 cm
Seating area 200x195 cm

For double bed

Polar caravan’s large and comfortable double beds are available for many layouts. You can choose between a longitudinal bed or a transverse variant, as the surrounding spaces are adapted accordingly. Guest places can be quickly and easily arranged by converting the sofas.



S: Single beds

F: French bed

Q: Queenbed

B: Bathroom

X: Extra sofa

C: Children beds

W: Windowside

D: Doorside

A: Angle kitchen

L: Lounge

We reserve the right for typographical errors, possible changes in production and price, local deviations, differences between countries, and that some images may include optional equipment.



520 FD
Bed 195x144/122 cm
Seating area 160/132x225 cm

590 BFW
Bed 195x134/112 cm
Seating area 160/132x225 cm

590 FWL
Bed 195x144/122 cm
Seating area 188/160x225 cm

560 FWA
Bed 195x144/122 cm
Seating area 160x225 cm

590 FD
Bed 195x144/122 cm
Seating area 160x225 cm

620 BFWA
Bed 195x134/112 cm
Seating area 160x225 cm

560 FD
Bed 195x144/122 cm
Seating area 160x225 cm

590 FWA
Bed 195x144/122 cm
Seating area 188/160x225 cm

620 BQD
Bed 200x140 cm
Seating area 160/132x225 cm

650 BQDA
Bed 200x140 cm
Seating area 160x225 cm

680 QA
Bed 200x140 cm
Seating area 160x225 cm

730 BQDA
Bed 200x140 cm
Seating area 188/160x225 cm

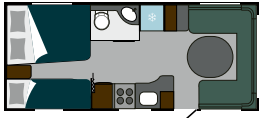
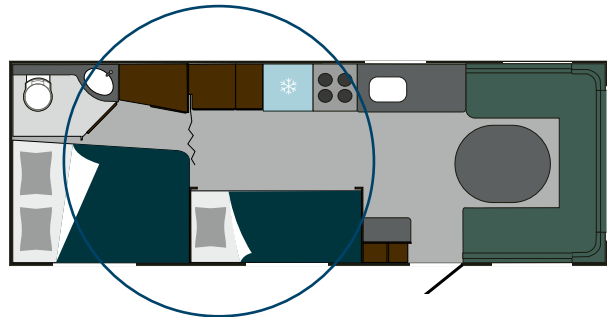
680 BQDA
Bed 200x140 cm
Seating area 188/160x225 cm

730 BQWL
Bed 200x140 cm
Seating area 188/160x225 cm



For the family

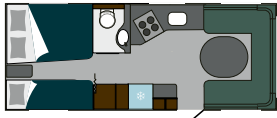
A children’s room solution with bunk beds and overhead cabinets creates convenience for the whole family. Sleeping places and storage for everything and everyone, without compromising on the rest of the space.



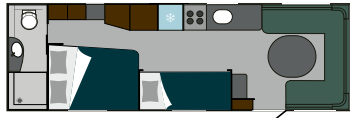
590 FWC
Bed 195x134/112 cm
Children’s beds 194x 62,5 cm
Seating area 160/132x225 cm



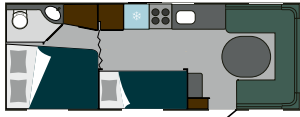
680 FDC
Bed 195x144/122 cm
Children’s beds 186x81 cm
Seating area 160x225 cm



620 FWCA
Bed 195x134/112 cm
Children’s beds 194x62,5 cm
Seating area 160x225 cm



730 BFDC
Bed 195x144/122 cm
Children’s beds 193,5x81 cm
Seating area 188/132x225 cm



650 FDC
Bed 195x144/122 cm
Children’s beds 193,5x81 cm
Seating area 160/132x225 cm



730 FDCXA
Bed 195x144/122 cm
Children’s beds 189,1x79,1 cm
Seating area 160x225 cm
Dinette 187x85 cm

- | | |
|-----------------------|-------------------------|
| S: Single beds | C: Children beds |
| F: French bed | W: Windowside |
| Q: Queenbed | D: Doorside |
| B: Bathroom | A: Angle kitchen |
| X: Extra sofa | L: Lounge |

We reserve the right for typographical errors, possible changes in production and price, local deviations, differences between countries, and that some images may include optional equipment.

Quality from floor to ceiling

After the layout and equipment line, it's time to choose the color and finish of everything that belongs to the interior. This includes sofa upholstery, curtains, bedspreads, headboards,

and splash guards for the kitchen walls. The floor is standard in all caravans, but from there, you are free to put your personal touch on the caravan.



Floor mat

LIGHT ANTIQUE PLANK



Kitchen walls

MARBLE



GRAY STONE




FEATHER



Stylish textiles

For 2025, we present six new textile concepts for sofas and lounge groups. It's good to know that all Polar caravans in their basic configuration are furnished with FibreGuard. It's a unique and durable fabric that makes it easy to keep the caravan in top condition with both playful children and wet pets in place.








World-leading quality from Sweden's smallest municipality

In the northern Swedish town of Dorotea, we have been around for 60 years. Here, at the gateway to Lapland, Polar caravans are mostly hand-built. Over six decades, a lot has happened in the industry, and there are higher demands than ever on both appearance and experience. A caravan must be safe and functional as much as it is stylish and modern.

In the factory, walls, floors, roofs, equipment, furnishings, and valuable technology are assembled into a road-safe and smooth caravan.

It's a craft that requires both knowledge and a delicate touch. In the factory, we have our own carpentry workshop for the interior, giving us full control over the entire production. To guarantee quality, it's the same builder who puts all the interior in place in your caravan.

When you buy a new Polar caravan, you decide how it should be equipped and what the interior should look like. Then it's manufactured to order, just for you. That's why there's no caravan that's the same as the other.





When you buy a Polar caravan, you decide how it should be equipped and how the interior should look.

Weather and wind tested in the climate chamber

It's no coincidence that Polar caravans are known for being durable and having a long lifespan. Each individual caravan undergoes a leakage test in the factory's climate chamber. There, it is subjected to 36,000 liters of water and gale-force winds for an hour.

Meanwhile, an inspector makes moisture measurements inside the caravan and ensures that all quality requirements are met. Therefore, every new Polar caravan comes with a seven-year leak guarantee, and you can be confident that your caravan can withstand any weather challenges that come its way.



All caravans come with a 7-year water ingress warranty. In other words, you can feel secure when buying a Polar caravan.







WARRANTY

As the owner of a new Polar, you are always entitled to a two-year new vehicle warranty and a seven-year water ingress warranty. Warranties may vary between different countries. Full terms and conditions can be found on Polarvagnen.se or through Polar's authorized dealers.

AUTHORIZED SERVICE WORKSHOPS

Staff at Polar's authorized workshops are regularly trained and are knowledgeable about the latest innovations and all new features. To maintain your warranties, you need to have an annual check-up at one of these workshops. With the right service at the right time, your Polar caravan will last a long time.

SPARE PARTS

Polar caravans are known for their longevity. In fact, 80% of all Polar caravans ever made are still on the road. This is why there is an unusually substantial stock of spare parts.

ISO STANDARD

ISO 9001:2015 certification means that production, sales processes, and after-sales services are quality assured according to the ISO standard. This is completely in line with Polar's philosophy on quality and service, which has been a part of the company since its inception in 1964.

